


Busbar Supports Type UBS10

KENTAN



Low Voltage Switchboard Equipment
Publication UBS10 2007

Descriptive

Use

These BUSBAR SUPPORTS are designed for 10mm wide bars with square or radius edges. Any number of bars can be arranged in parallel for each phase. The supports can be stacked for double layers of bars.

Installation

The UBS 10 supports are held in place by M12 mild steel threaded rods fixed to the supports structure of the switchboard.

Spacers are used (over the M12 rods) between the supports to prevent the supports from bowing when the nuts are tightened. These are made from plain 20 mm PVC conduit.


Length is 23mm less than the width of the busbar being used. (i.e. 50mm busbars = 26.5 spacer)

When the structure is lifted above the support frame (for example – horizontal busbars on the roof of a switchboard) an additional conduit spacer is recommended to be placed at the centre under the bottom support. This should have a 6mm wide slot cut in it to accommodate the web on the support and hold it in place.



1 - 100 x 10 Bar per phase

2-50x 10 bars per phase in 2 layers.
Tre-foil (stacked) arrangement



Technical

Spacings

Bar Size (mm)	Fault Current		Duration (secs)	Support Dist. (mm)	Phase Centres (mm)	Arrange	Test Report
	(kA rms)	(kA peak)					
2-50x10	52	108	1	560	100	Tre-foil	66222.1 B
	51	110	3				
1-100x10	70	158	1	350	160	Tre-foil	102187

Material Details

The UBS 10 supports are injection moulded from type 6/6 glass filled NYLON. The grade used has been chosen for its resilience and high thermal, mechanical and electrical strength. The material also enjoys a proved service record in the bracing of busbars in electrical switchboards.

Standard colour is LIGHT GREY.

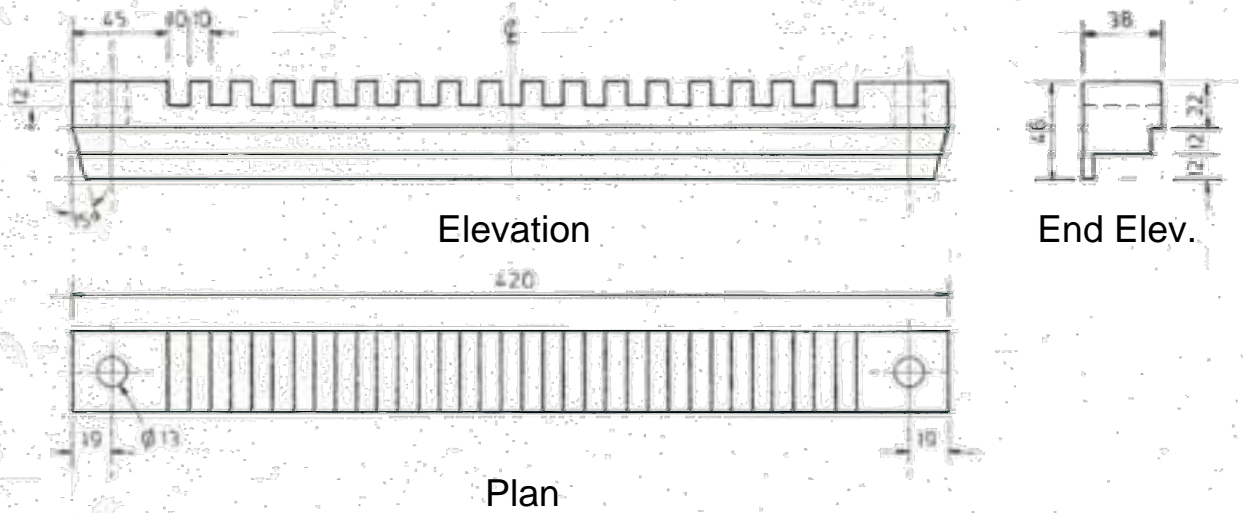
	Properties	Test Method	Unit	
Mechanical	Tensile Strength (Dry)	IEC 527	N/mm ²	210
	Impact Strength (23° Dry)	IEC 179	KJ/mm ²	50
	Flexural Strength (Dry)	IEC 178	N/mm ²	280
Electrical	Dielectric Strength At 0.6-0.8mm Thickness	IEC 243	Kv/mm	90
	Comparative Tracking Index	IEC 112	-	CTI 550
Thermal	Melting Point	IEC 1218	°C	255
	Heat Distortion	IEC 75	°C	250
	Flammability Rating	UL STD 94	-	94HB

Ratings

Rated Insulation Voltage Ui	690V
Clearance Degree	mm 19
Creepage Distance	mm 19

- (1) Pollution Degree 3
- (2) (2) Material Group II

Dimensions



KENTAN ENGINEERING

A.B.N. 21 009 217 654

Unit 3, 8 Carole Road
MADDINGTON Western Australia 6109

P.O. Box 284
MADDINGTON Western Australia 6989

International Telephone: 61 8 9493 5255

National Telephone: (08) 9493 5255

Facsimile: (08) 9493 5242

Email: sales@kentan.com.au

Internet: www.kentan.com.au



KENTAN ENGINEERING IS A QUALITY ASSURED COMPANY